IN250700104V01_FR_DE_ES_IT

**B31-587V90**

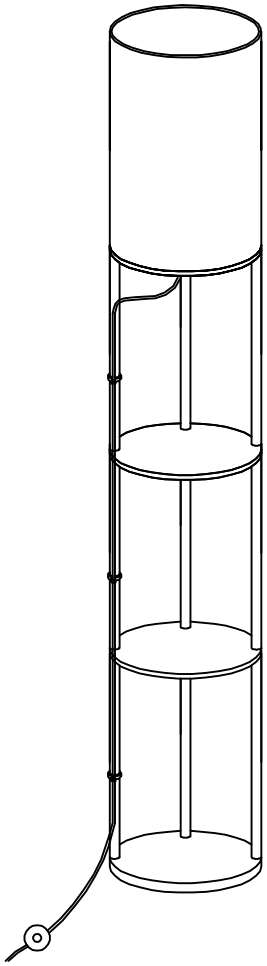

***EN***_IMPORTANT, RETAIN FOR FUTURE REFERENCE: READ CAREFULLY.
***FR***_IMPORTANT : A LIRE ATTENTIVEMEN ET A CONSERVER POUR VOUS Y REFERER ULTERIEUREMENT.
***ES***_IMPORTANTE, LEA Y GUARDE PARA FUTURAS REFERENCIAS.
***PT***_IMPORTANTE, RETER PARA REFERÊNCIA FUTURA: LEIA ATENTAMENTE.
***DE***_WICHTIG! SORGFÄLTIG LESEN UND FÜR SPÄTER NACHSCHLAGEN AUFBEWAHREN.
***IT***_IMPORTANTE! CONSERVARE IL PRESENTE MANUALE PER FUTURO RIFERIMENTO E LEGGERLO ATTENTAMENTE.

EN

## Specification

| | |
|---|---|
| Model | B31-587V90 |
| Max power(Bulb) | 40W |
| Input Voltage/Frequency | AC220-240V~ 50Hz |

**CAUTION**

- For indoor use only.
- Keep out of reach of children and animals.
- Do not use in the bathroom or damp places.
- Place the lamp on a flat surface and ensure it is placed away from any flammable materials.
- Before cleaning the lamp, ensure it is switched off.
- Before replacing the bulb, ensure the plug has been removed from the socket and the lamp has cooled down.
- Do not pull the plug out of the socket with wet hands.
- If the supply cord is damaged, it must be replaced by the manufacturer, its service agent or similarly qualified persons in order to avoid a hazard.
- Do not touch light bulb while fixture is turned on.
- Never look directly at a lit bulb.
- **Notice: Do not repeatedly turning the light on and off.**

**CARE INSTRUCTIONS:**

- Unplug lamp before cleaning.
- Wipe clean with a soft, dry cloth or static duster.
- Always avoid the use of harsh chemicals or abrasive cleaners as they may cause damage to the fixture's finish.

*** Do not discard any contents until after assembly is complete to avoid accidentally discarding small parts or hardware.**

- **This product contains a light source of energy efficiency class <F>.**

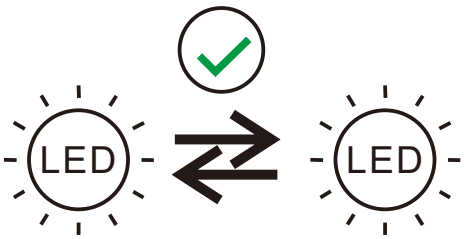


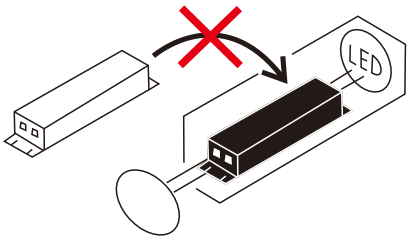


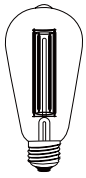

**LED/Energy-saving lamp**
E27 base

***DO NOT EXCEED THE SPECIFIED WATTAGE.***

FR

## Spécification

| | |
|---|---|
| Modèle | B31-587V90 |
| Puissance Max(Ampoule) | 40W |
| Tension d'entrée/Fréquence | AC220-240V~ 50Hz |

**MISE EN GARDE**

- Destinée pour une utilisation a l'intérieur.
- Tenir hors de portée des enfants et des animaux.
- Ne pas utiliser dans la salle de bains ou dans des endroits humides.
- Placez la lampe sur une surface propre et assurez-vous qu'elle soit placée à l'écart de toute matière inflammable.
- Avant de nettoyer la lampe, assurez-vous qu'elle soit eteinte .
- Avant de remplacer l'ampoule, vérifier que le bouchon ait été retiré de la sortie et que la lampe se soit refroidie.
- Ne tirez pas la prise avec les mains mouillées.
- Si le câble d'alimentation est endommagé, il doit être remplacé par le fabricant, son service après vente ou des personnes de qualification similaire afin d'éviter un danger.
- Évitez de toucher l'ampoule pendant que le luminaire est sous tension.
- Évitez toujours de regarder directement une ampoule allumée.
- **Remarque : N'allumez pas et n'éteignez pas la lumière à plusieurs reprises.**

**INSTRUCTIONS D'ENTRETIEN :**

- Déconnectez le luminaire avant de le nettoyer.
- Essuyez-le proprement à l'aide d'un chiffon doux et sec ou d'un essuie-meuble statique.
- Évitez toujours d'utiliser des produits chimiques forts ou agents nettoyants abrasifs, car ils pourront endommager la finition du luminaire.

*** Ne jetez pas le contenu avant d'avoir terminé l'assemblage afin d'éviter de jeter accidentellement de petites pièces ou des accessoires matériels.**

**• Ce produit contient une source lumineuse à la classe d'efficacité énergétique <F>.**

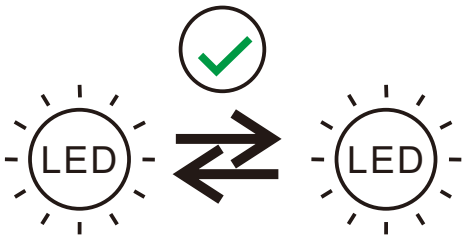


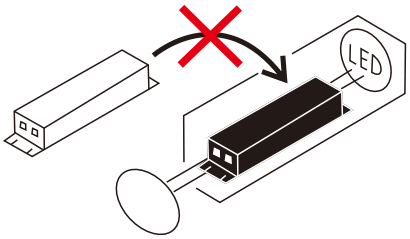


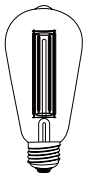

**DÉL/Lampe à économie d'énergie**
Base E27

***NE PAS DÉPASSER LA PUISSANCE INDIQUÉE.***

DE

## Spezifikationen

| | |
|---|---|
| Modell | B31-587V90 |
| Max. Leistung(Glühbirne) | 40W |
| Eingangsspannung/Frequenz | AC220-240V~ 50Hz |

**Vorsicht:**

- Nur für den Innengebrauch bestimmt.
- Halten Sie die Lampe aus der Reichweite von Kindern und Tieren.
- Stellen Sie die Lampe nicht im Badezimmer oder an feuchten Orten auf.
- Stellen Sie die Lampe auf flachen Oberflächen und nicht in der Nähe von entzündlichen Materialien auf.
- Bevor Sie die Lampe reinigen, stellen Sie sicher, dass diese ausgeschaltet wurde.
- Stellen Sie vor dem Glühbirnenwechsel sicher, dass die L ampe von der Stromversorgung getrennt wurde und die Glühbirne abgekühlt ist.
- Ziehen Sie nicht am Stecker mit nassen Händen.
- Wenn die Netzanschlussleitung dieses Gerätes beschädigt wird, muss sie durch den Hersteller oder seinen Kundendienst oder eine ähnlich qualifizierte Person ersetzt werden, um Gefährdungen zu vermeiden.
- Berühren Sie die Glühbirne nicht, wenn die Halterung aktiviert ist.
- Schauen Sie niemals direkt in eine leuchtende Glühbirne.
- **Hinweis: Schalten Sie das Licht nicht wiederholt ein und aus.**

**WARTUNGSANWEISUNGEN:**

- Trennen Sie vor der Reinigung den Stecker vom Stromnetz..
- Wischen Sie es mit einem weichen, trockenen Tuch oder einem statischen Staubtuch sauber.
- Vermeiden Sie stets die Verwendung von scharfen Chemikalien oder Scheuermitteln, da diese die Oberfläche der Halterung beschädigen können.

*** Entsorgen Sie jeglichen Inhalt erst nach Abschluss der Montage, um ein versehentliches Entsorgen von Kleinteilen oder Hardware zu vermeiden.**

**• Dieses Produkt enthält eine Lichtquelle der Energieeffizienzklasse <F>.**

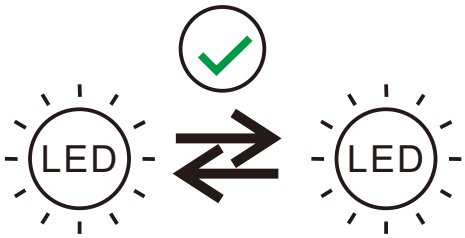


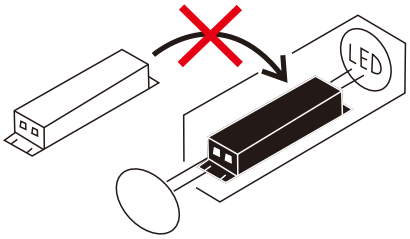


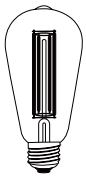

**LED/Energiesparlampe**
E27 Basis

**ÜBERSCHREITEN SIE DIE VORGESCHRIEBENE WATTZAHL NICHT.**

ES

## Especificaciones

| | |
|---|---|
| Modelo | B31-587V90 |
| Potencia máxima(Bombilla) | 40W |
| Voltaje de entrada/Frecuencia | AC220-240V~ 50Hz |

**PRECAUCIÓN**

- Sólo para uso en interiores.
- Mantener fuera del alcance de los niños y animales.
- No lo use en el baño o en lugares húmedos.
- Coloque la lámpara sobre una superficie limpia y asegúrese de que está colocada lejos de cualquier material inflamable.
- Antes de limpiar la lámpara, asegúrese de que esté apagada.
- Antes de reemplazar la bombilla, asegúrese de que el enchufe ha sido retirado de la toma y la lámpara se ha enfriado.
- No tire del enchufe con las manos mojadas.
- Si el cable de suministro está dañado, debe ser reemplazado por el fabricante, su agente de servicio o personas igualmente calificadas para evitar un peligro.
- No toque las bombillas mientras el aparto esté encendido.
- Nunca mire directamente a una bombilla encendida.
- **Aviso: No encienda y apague la luz repetidamente.**

**INSTRUCCIONES DE MANTENIMIENTO:**

- Desenchufe la lámpara antes de limpiarla.
- Limpie con un paño suave y seco o un plumero estático.
- Evite siempre el uso de productos químicos agresivos o limpiadores abrasivos, ya que pueden dañar el acabado del aparato.

*** No deseche ningún contenido hasta que se haya completado el montaje para evitar desechar accidentalmente piezas pequeñas o herrajes.**

**• Este producto contiene una fuente de luz de clase de eficiencia energética <F>.**

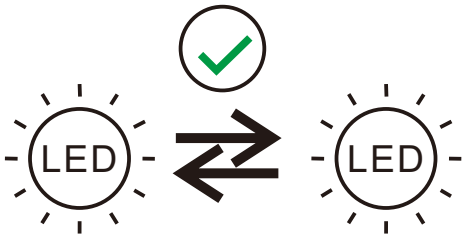


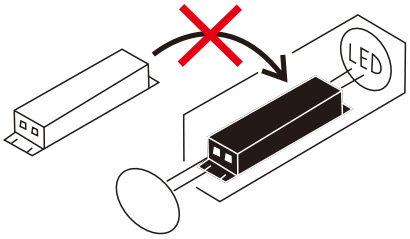


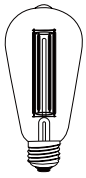

**LED/Lámpara de bajo consumo**
Base de 27

***NO EXCEDA LA POTENCIA ESPECIFICADA***

PT

## Especificações

| | |
|---|---|
| Modelo | B31-587V90 |
| Potência máxima (Lâmpada) | 40W |
| Tensão de entrada/Frequência | AC220-240V~ 50Hz |

**ATENÇÃO**

- Apenas para uso interior.
- Manter fora do alcance das crianças e dos animais. Não utilizar na casa de banho nem em locais húmidos.
- Colocar o candeeiro sobre uma superfície plana e assegurar que é colocado longe de qualquer material inflamável.
- Antes de limpar o candeeiro, certificar-se de que está desligado.
- Antes de substituir a lâmpada, certifique-se de que a ficha foi retirada da tomada e de que a lâmpada arrefeceu.
- Não retire a ficha do soquete com as mãos molhadas.
- Se o cabo de alimentação estiver danificado, deve ser substituído pelo fabricante, seu agente de serviço ou pessoas igualmente qualificadas para evitar riscos.
- Não tocar na lâmpada enquanto estiver ligado.
- Nunca olhar diretamente para uma lâmpada acesa.
- **Aviso: Não ligar e desligar a luz repetidamente.**

**INSTRUÇÕES DE CUIDADO:**

- Desligar a lâmpada antes da limpeza.
- Limpar com um pano macio e seco ou com um espanador de pó.
- Evitar sempre a utilização de produtos químicos agressivos ou de produtos de limpeza abrasivos, pois podem danificar o acabamento do candeeiro.

*** Não descartar qualquer conteúdo até que a montagem esteja concluída para evitar descartar acidentalmente pequenas peças ou ferragens.**

**• Este produto contém uma fonte de luz de classe de eficiência energética <F>.**

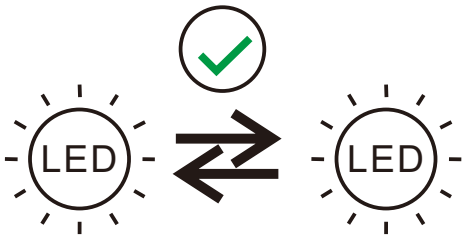


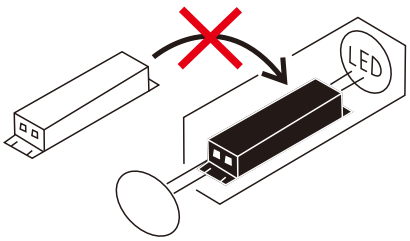


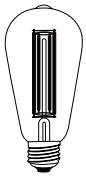

**LED/Lâmpada de baixo consumo**
Base E27

***NÃO EXCEDER A POTÊNCIA ESPECIFICADA.***

## Specifiche

| | |
|---|---|
| Modello | B31-587V90 |
| Potenza massima(Lampadina) | 40W |
| Tensione di ingresso/Frequenza | AC220-240V~ 50Hz |

**ATTENZIONE**

- Solo per uso interno.
- Tenere fuori dalla portata dei bambini e degli animali.
- Non utilizzare in bagno o in luoghi umidi.
- Posizionare la lampada su una superficie piana e accertarsi che sia posizionata lontano da qualsiasi materiale infiammabile.
- Prima di pulire la lampada, assicurarsi che sia spenta.
- Prima di sostituire la lampadina, assicurarsi che la spina sia stata rimossa dalla presa e che la lampada si sia raffreddata.
- Non tirare la spina dalla presa con le mani bagnate.
- Se il cavo di alimentazione è danneggiato, deve essere sostituito dal produttore, dal suo agente di servizio o da persone similmente qualificate per evitare pericoli.
- Non toccare la lampadina quando l'apparecchio è acceso.
- Non guardare mai direttamente la lampadina accesa.
- **Attenzione: Non accendere e spegnere ripetutamente la lampadina.**

**ISTRUZIONI PER LA CURA:**

- Scollegare la lampada prima di pulire.
- Pulire con un panno morbido e asciutto o con uno spolverino statico.
- Evitare sempre di usare prodotti chimici aggressivi o detergenti abrasivi perché potrebbero danneggiare la finitura dell'apparecchio.

*** Non gettare qualsiasi contenuto fino a quando non è completato l'assemblaggio, per evitare di gettare accidentalmente piccole parti o accessori.**

**• Questo prodotto contiene una sorgente luminosa di classe di efficienza energetica <F>.**

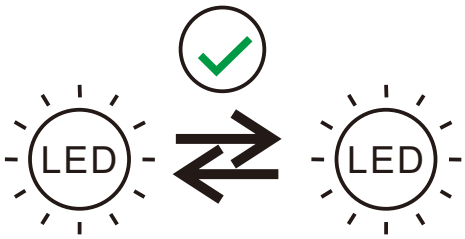


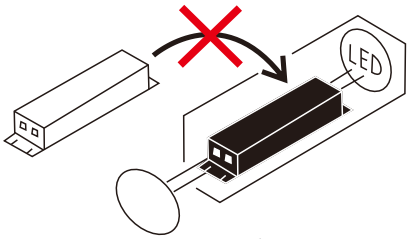


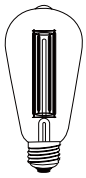

**LED/Lampada a risparmio energetico**
E27 Base

**NON SUPERARE LA POTENZA SPECIFICATA.**

## PARTS

**A** x 6
M6*20

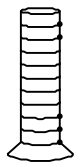

**B** x 1

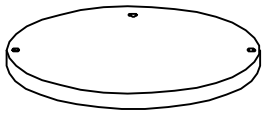

**C** x 9
390

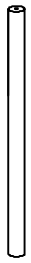

**D** x 2

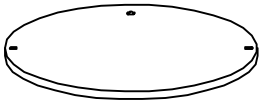

**E** x 1

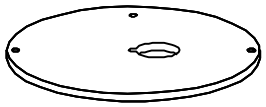

**F** x 1



**G** x 1



**H** x 6
M6*40

**I** x 1

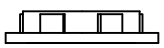

**J** x 3

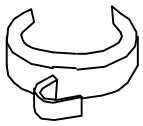

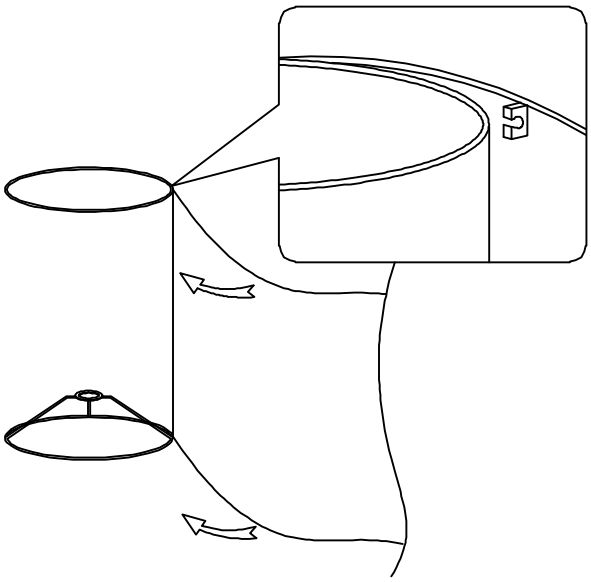

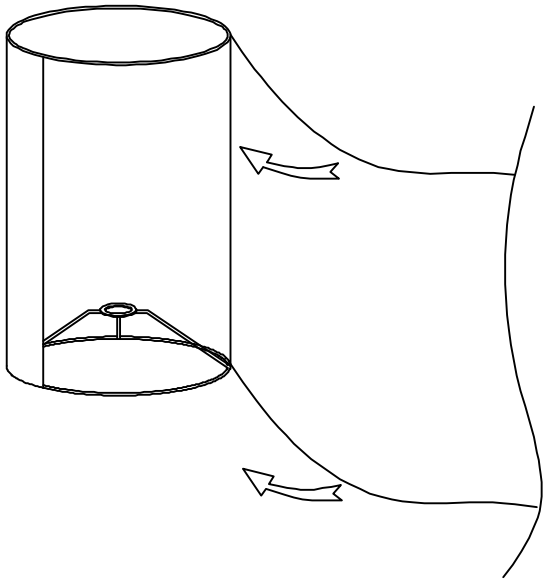

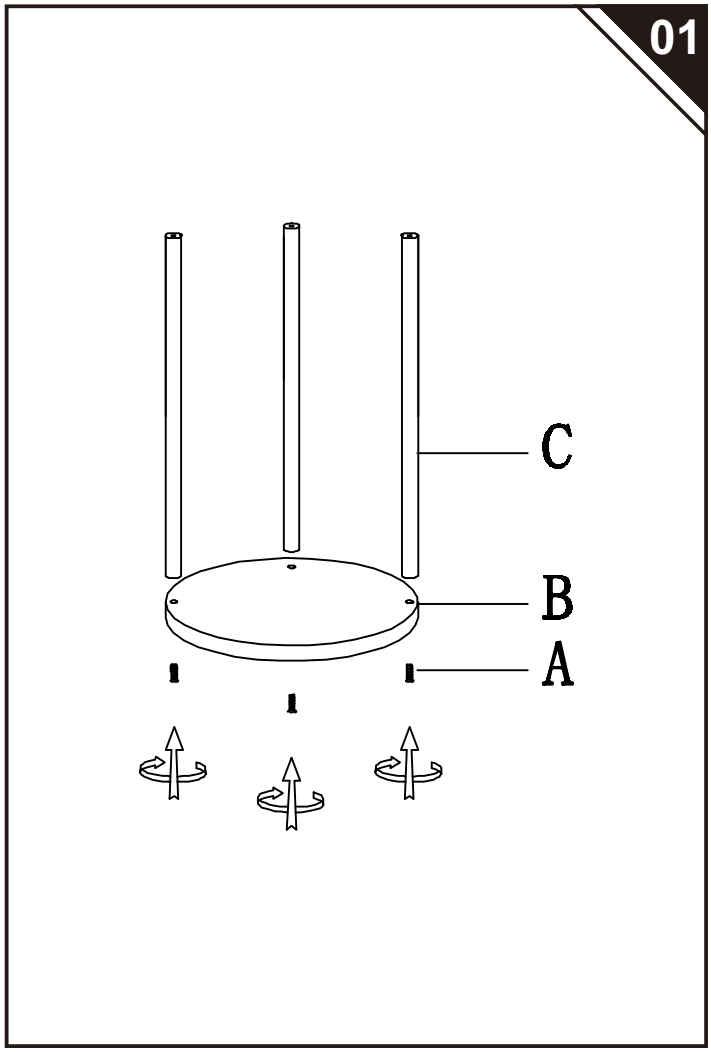
01
C
B
A

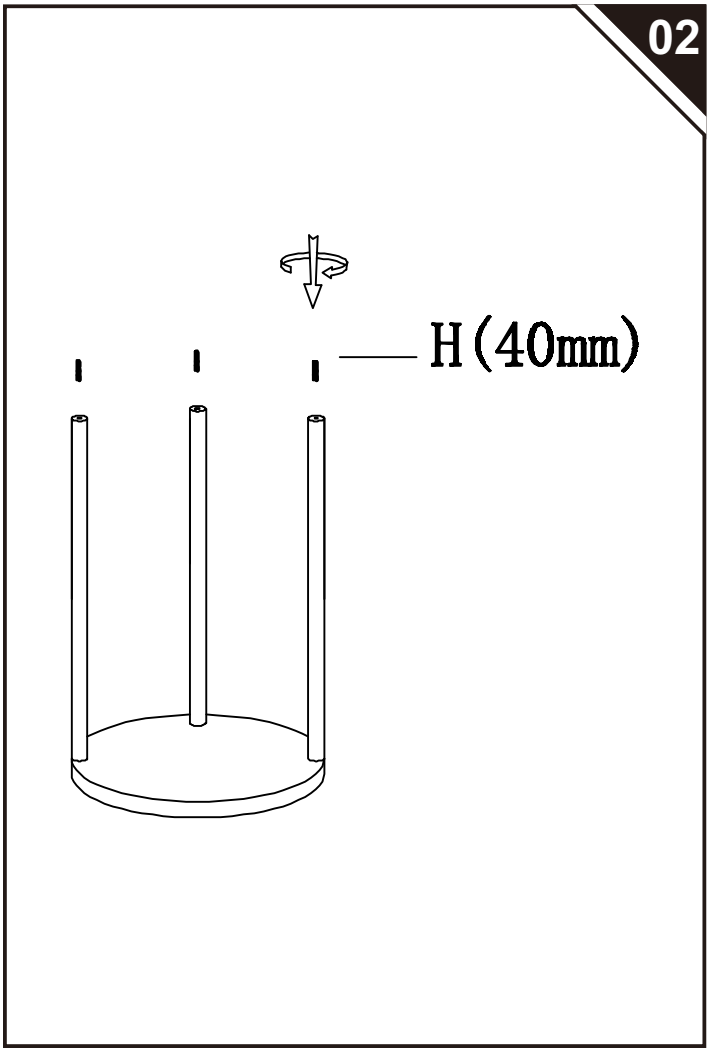
02
H(40mm)

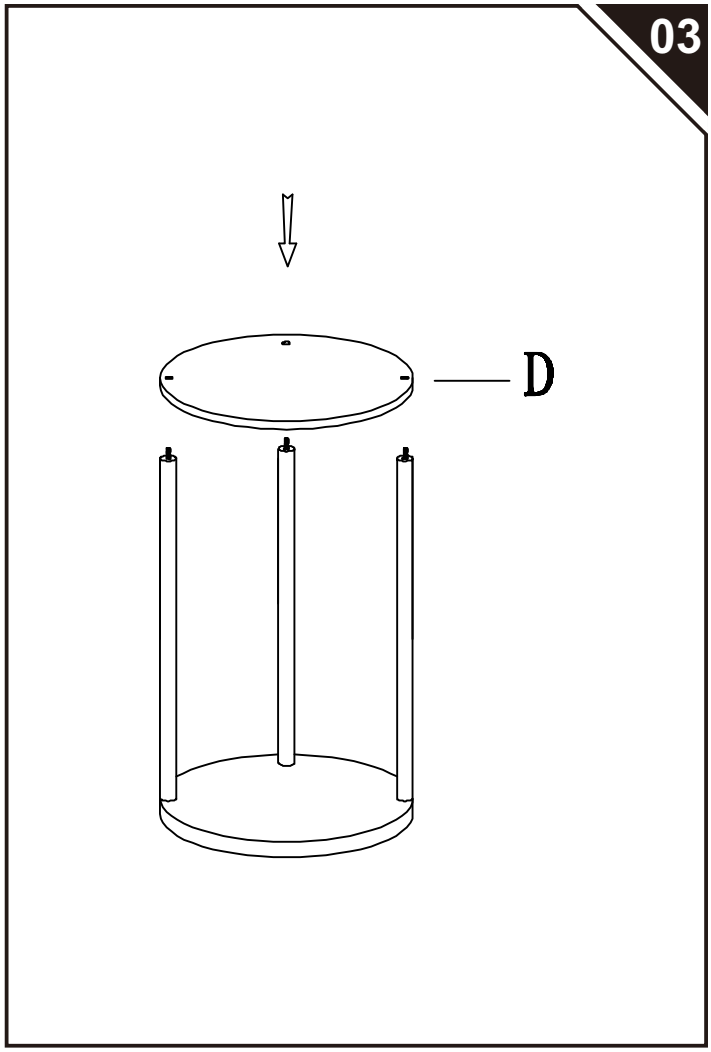
03
D

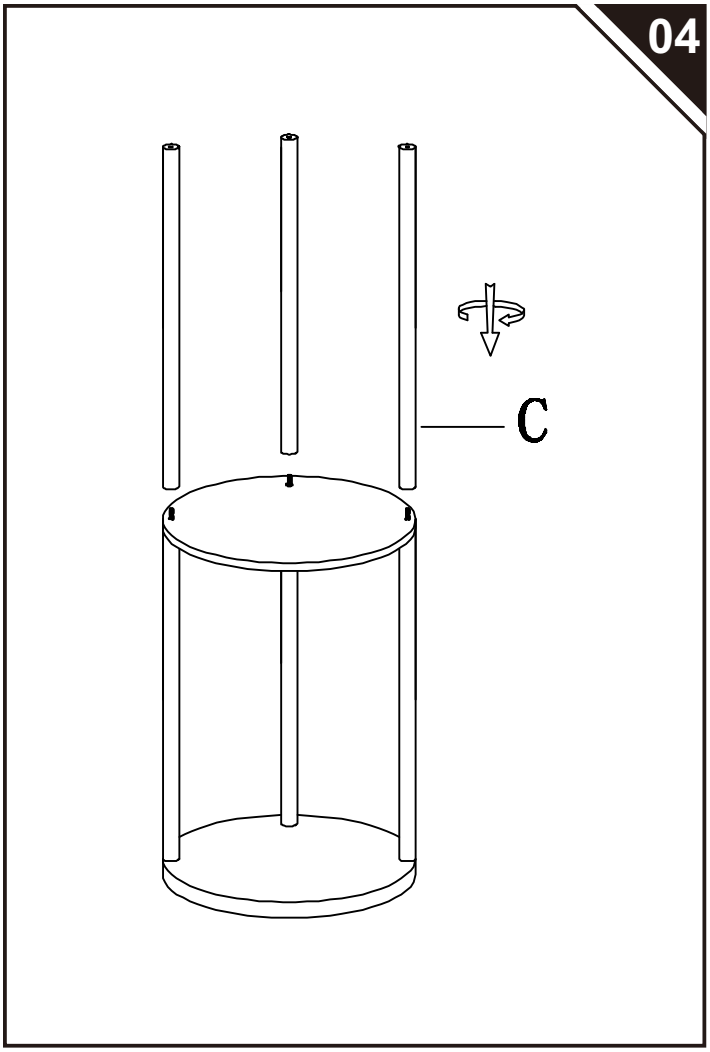
04
C

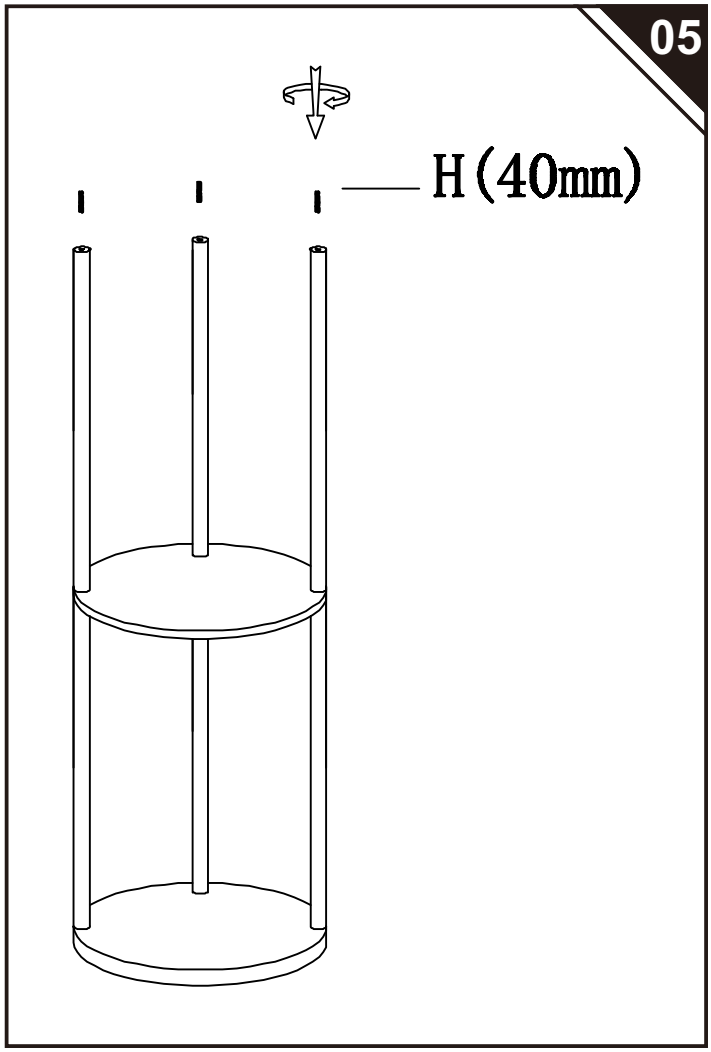
05
H(40mm)

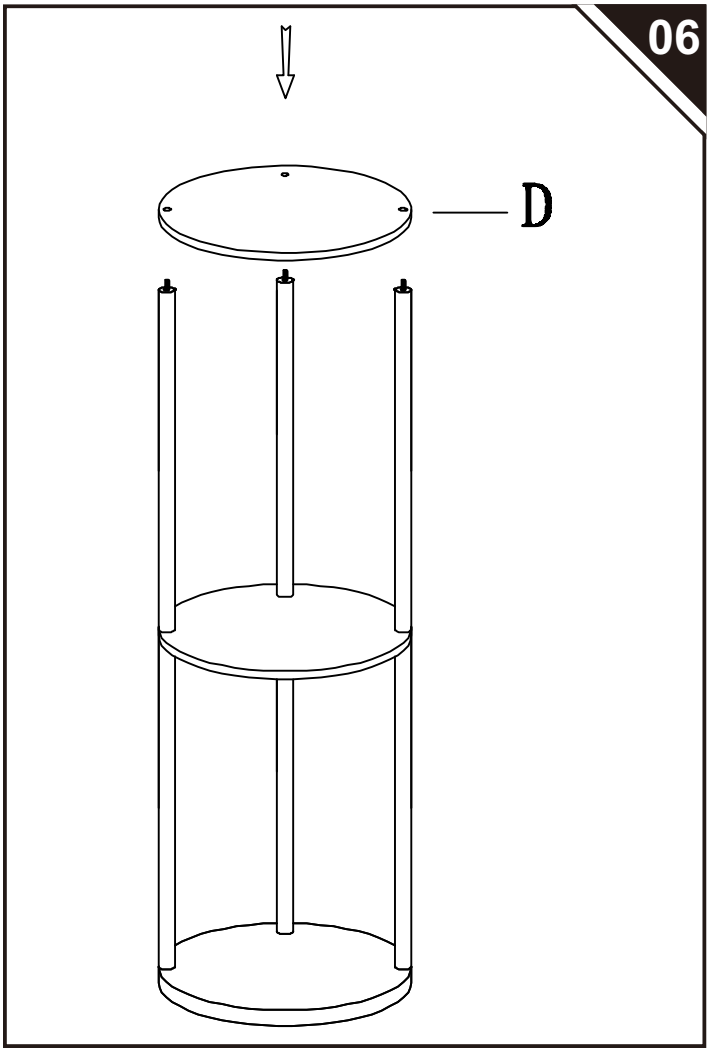
06
D

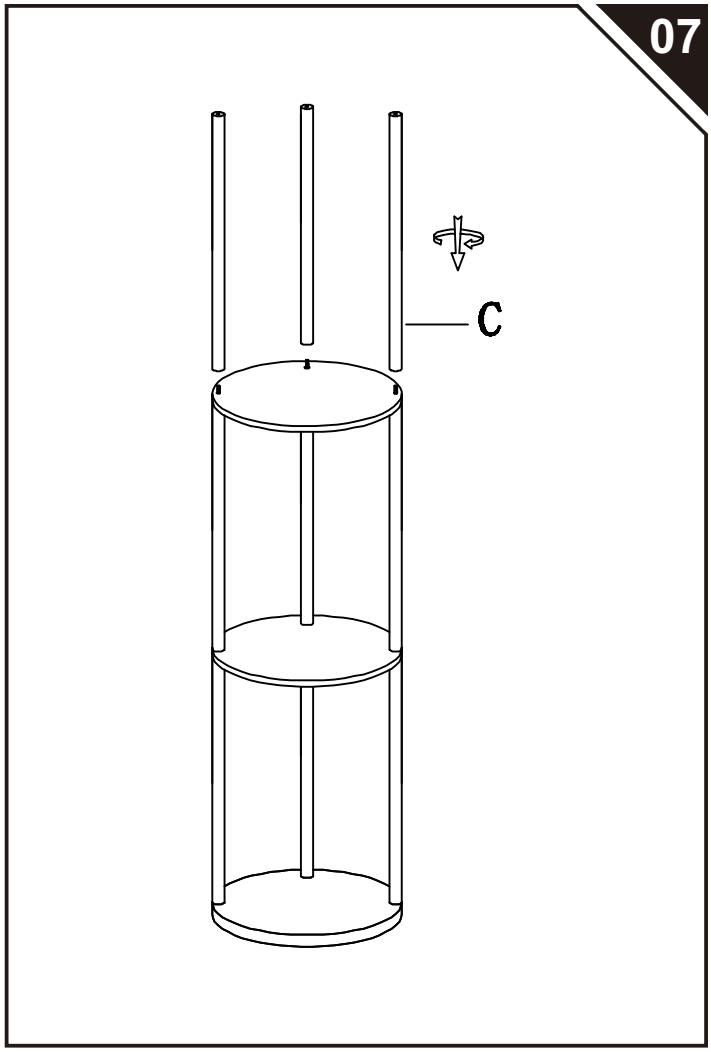
07
C

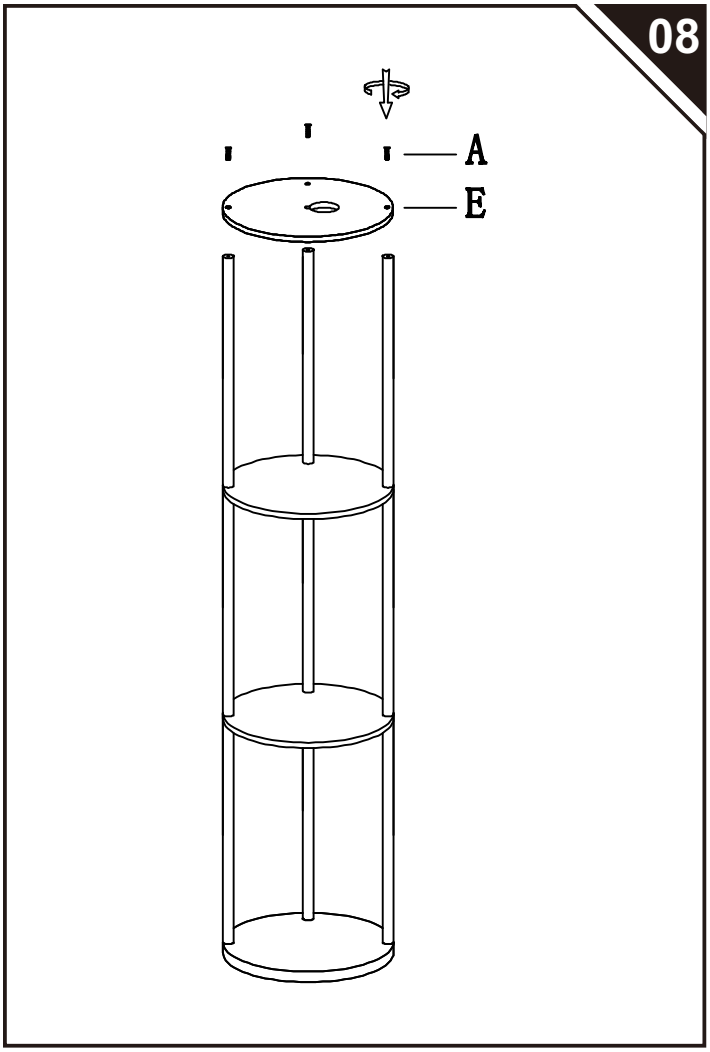
08
A
E

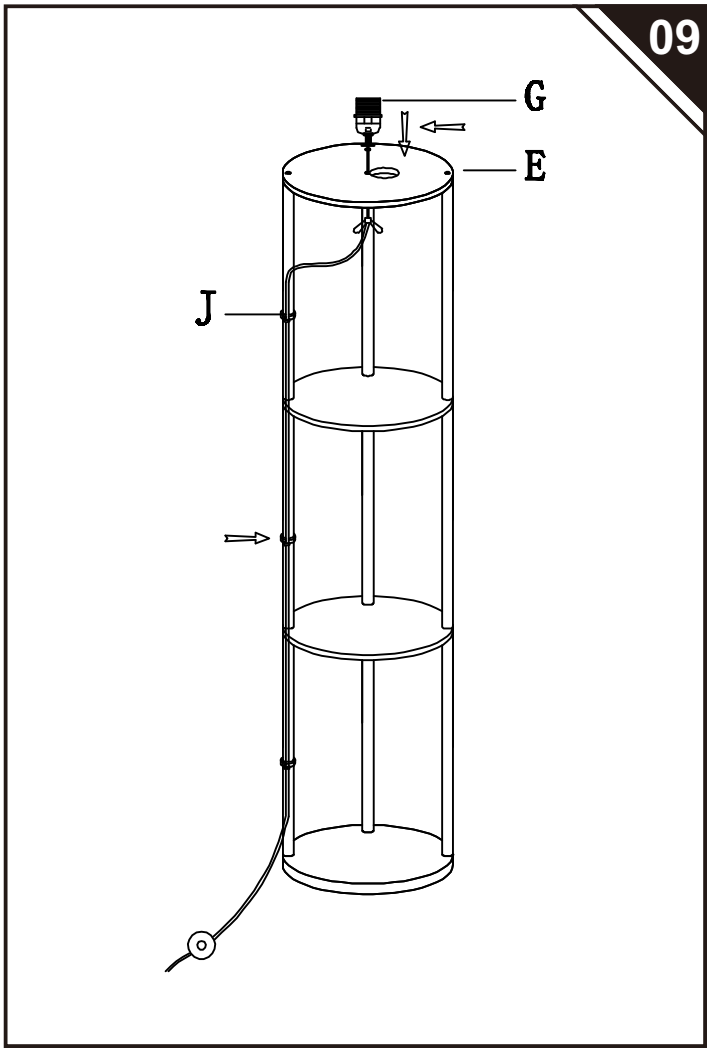
09
G
E
J

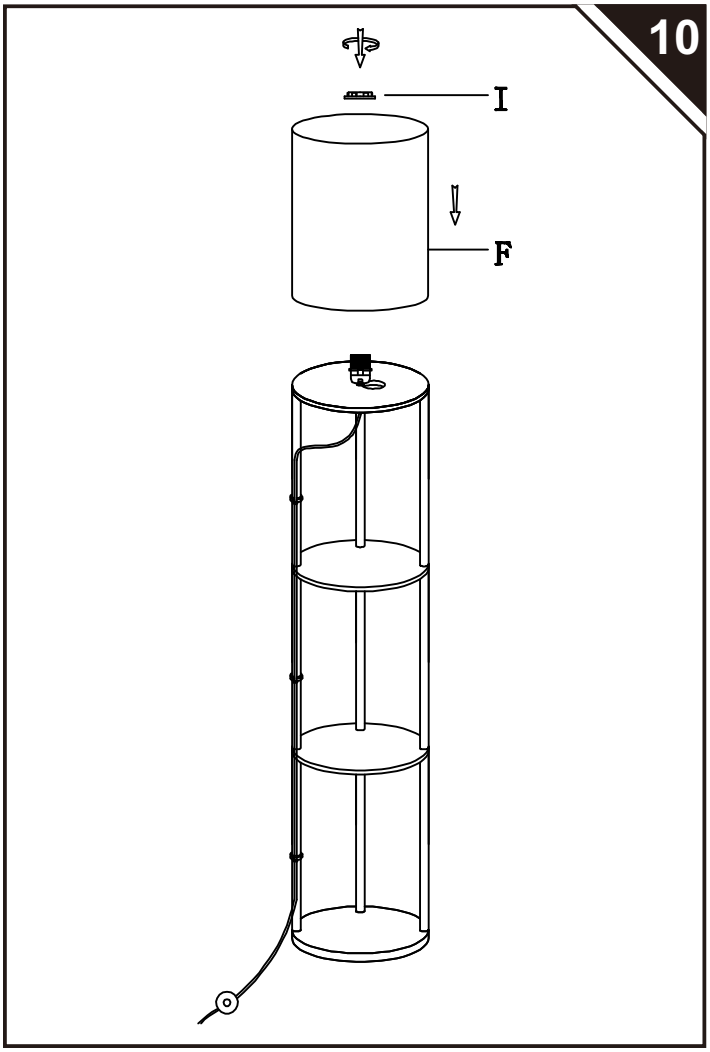
10
I
F

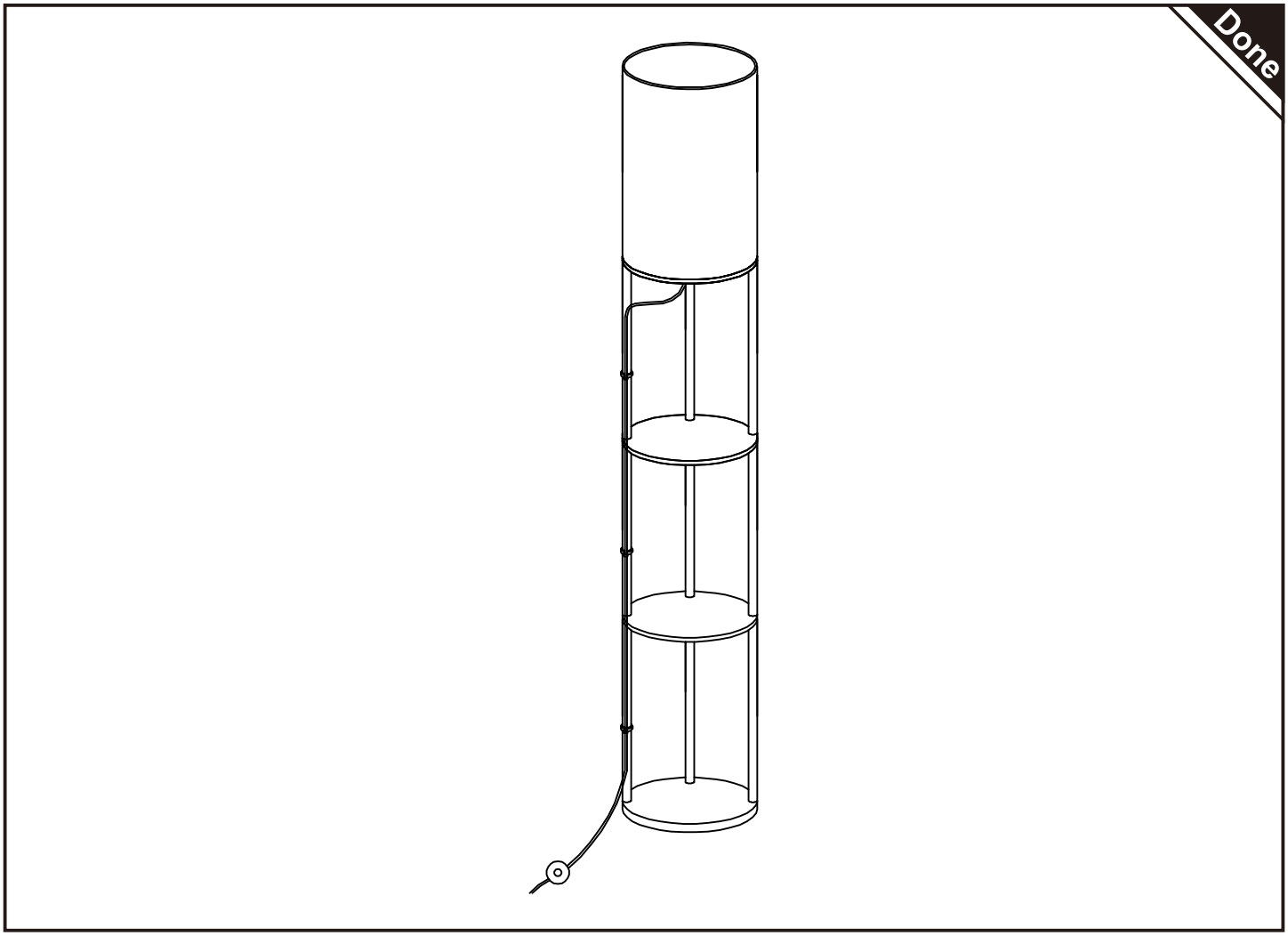
Done

## UK

If you have any questions, please contact our customer care center.
Our contact details are below:

0044-800-240-4004

enquiries@mhstar.co.uk

IMPORTER ADDRESS:
MH STAR UK LTD
Unit 27, Perivale Park,
Horsenden lane South
Perivale, UB6 7RH
MADE IN CHINA

## ES

Si tiene alguna pregunta, comuníquese con nuestro Centro de Atención al Cliente.
Nuestros datos de contacto son los siguientes:

0034-931294512

atencioncliente@aosom.es

Importador/Fabricante/REP:
Spanish Aosom, S.L.
C/ Roc Gros, Nº 15. 08550, Els Hostalets de Balenyà, Spain.
B66295775
atencioncliente@aosom.es
TEL: 931294512
HECHO EN CHINA

## FR

Si vous avez la moindre question, veuillez contacter notre centre d'assistance à la clientèle.
Nos coordonnées sont les suivantes:

0033-1-84166106

aosom@mhfrance.fr

Importé par/Fabricant/REP:
MH France
2,rue Maurice Hartmann
92130Issy-les-Moulineaux
France
Fabriqué en Chine

## PT

Se tiver alguma dúvida, por favor contacte o nosso Centro de Atendimento ao Cliente.
Os nossos dados de contacto são os seguintes:

0034-931294512

info@aosom.pt.

IMPORTADOR:
SPANISH AOSOM, S.L
C.ROC GROS N.15, 08550. ELS HOSTALETS DE BALENYÀ
TEL: 931294512 (SEG-SEX DAS 7:30H ÀS 16:30H)
INFO@AOSOM.PT
WWW.AOSOM.PT

## DE

Wenn Sie Fragen haben, wenden Sie sich bitte an unser Kundendienstzentrum.
Unsere Kontaktdaten stehen unten:

+49 40 87408465

service@aosom.de

Importeur/Hersteller/REP:
MH Handel GmbH
Wendenstraße 309
D-20537 Hamburg
Germany
IN CHINA HERGESTELLT

## IT

In caso di dubbio, si prega di contattare il nostro centro assistenza clienti.
I nostri dettagli di contatto sono di seguito:

0039-0249471447

clienti@aosom.it

IMPORTATO DA/Produttore/REP:
AOSOM Italy srl
Centro Direzionale Milanofiori
Strada 1 Palazzo F1
20057 Assago (MI)
P.1.: 08567220960
FATTO IN CINA

Points de collecte sur www.quefairedemesdechets.fr
Privilégiez la réparation ou le don de votre appareil !

Aosom